



## ABS-DWV Fittings

### ABS/DWV Service Weight Pipe

Schedule 30



Single step solvent cementing procedures—no primer required. Excellent solvent cementing characteristics. Black. 84/Ctn.

**0321669** 3" x 10'

**0320706** 3" x 20'



### Flush Bushing

**0321602** 1.5" x 1.25"; 50/Ctn.

**0321616** 2" x 1.5"; 25/Ctn.

**0321603** 3" x 1.5"; 15/Ctn.

**0321617** 3" x 2"; 20/Ctn.



h x h x h

### Hub Sanitary Tee

**0321612** 1.5"; 50/Ctn.

**0321618** 2"; 25/Ctn.

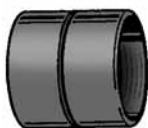
**0320808** 3"; 25/Ctn.

**0320817** 4"; 5/Ctn.

**0320814** 3" x 3" x 1.5"; 20/Ctn.

**0321619** 3" x 3" x 2"; 20/Ctn.

### Female Adapter



h x fpt

**0321862** 1.5"; 100/Ctn.

**0321610** 3"; 35/Ctn.

### Fitting C.O. Adapter



spg x fpt

**0321822** 2"; 25/Ctn.

**0321823** 3"; 25/Ctn.

**0321825** 4"; 10/Ctn.

### Pipe Increaser Reducer



h x h

**0321705** 1.5" x 2"; 25/Ctn.

**0321817** 3" x 1.5"; 25/Ctn.


**0321818** 3" x 2"; 25/Ctn.

**0321819** 3" x 4"; 10/Ctn.

## ABS/DWV Foam Core Pipe

Schedule 40

Thick wall, heavy-duty black ABS foam-core pipe for rigid code requirements.



**0321670** 1.5" x 20'

**0321627** 3" x 10'

**0321674** 4" x 20'

**0321672** 2" x 20'

**0321625** 3" x 20'



h x mpt

### Male Adapter

**0321611** 1.5"; 50/Ctn.

**0321816** 3"; 25/Ctn.



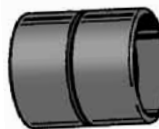
mpt

### Cleanout Plug

**0320825** 2"; 25/Ctn.

**0320812** 3"; 30/Ctn.

### Coupling



h x h

**0321601** 1.5"; 100/Ctn.

**0321812** 2"; 25/Ctn.

**0320807** 3"; 48/Ctn.

**0320818** 4"; 10/Ctn.

### Cleanout Adapter w/Plug



spg x fpt



mpt

**0320815** 1.5"; 50/Ctn.

**0320819** 4"; 10/Ctn.

**0320822** 3"; 25/Ctn.



h x h

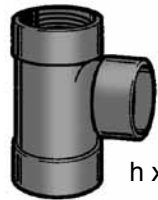
### Vent Elbow

**0321846** 3"; 25/Ctn.



## 2-Way Cleanout Tee

0321622 3"



## FPT Sanitary Tee

0320809 3" H x 3" FPT x 3" H; 25/Ctn.

h x fpt x h

## Wye

h x h x h



0321836 3"  
0321837 2"  
0321838 1-1/2"

## 1/4 Bend Street



spg x h

0320920 3"; 20/Ctn.

## 1/16 Bend



h x h

0320799 3"; 30/Ctn.

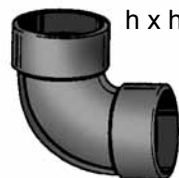
## 1/8 Bend



h x h

0321604 1.5"; 50/Ctn.  
0320828 2"; 25/Ctn.  
0320816 3"; 25/Ctn.  
0320821 4"; 10/Ctn.

## 1/4 Bend



h x h

0321605 1.5"; 50/Ctn.  
0321858 2"; 75/Ctn.  
0320810 3"; 25/Ctn.

## 1/8 Bend Street



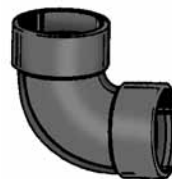
0320921 3"; 20/Ctn.



## Long-Turn Tee

0321827 1.5"; 20/Ctn.  
0321828 2"; 25/Ctn.  
0321850 3"; 15/Ctn.  
0321829 3" x 3" x 1-1/5"; 10/Ctn.  
0321830 3" x 3" x 2"; 10/Ctn.  
0321851 4"; 5/Ctn.

h x h x h



## FPT 1/4 Bend

h x fpt

0320811 3" H x 3" FPT; 30/Ctn.

## Long Sweep, 1/4 Bend



h x h

0320827 1.5"; 25/Ctn.  
0320826 3"; 25/Ctn.  
0320820 4"; 5/Ctn.

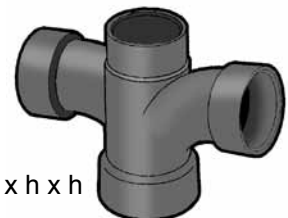


## Double Tee Fitting

0321855 3"; 5/Ctn.

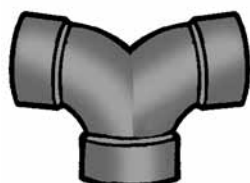
h x h x h x h

## Double Sanitary Tee



h x h x h x h

0321623 3"; 10/Ctn.  
0320813 3" x 3" x 2" x 1.5"; 10/Ctn.  
0321620 3" x 3" x 2" x 2"; 10/Ctn.



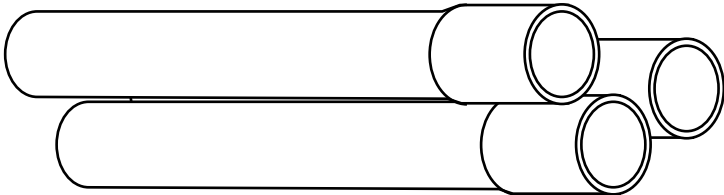
## Double 1/4 Bend

0321857 3"; 10/Ctn.

h x h x h

# PVC Belled Pipe

## PVC Sewer & Drain Belled Pipe

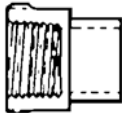


Top-quality pipe of Type 1, Grade 1 PVC, with a true 1000 lb. crush weight and .070 minimum wall thickness. PVC-S&D easily solvent welds unlike high density polyethylene pipe which will not weld.


0320700 3" x 10'

## Female Cleanout Adapter

0320806 3" SP x FPT; 40/Ctn.



## Cleanout Plug

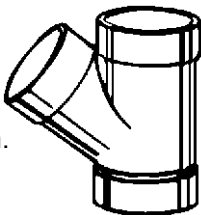


0320795 3" MPT; 30/Ctn.

## Wye

3" H x H x H; 20/Ctn.


0320804



## Coupling

Used to join straight lengths of pipe. 3" H x H 50/Ctn.

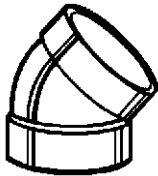
0320805



## 45° Elbow

3" H x H; 30/Ctn.

0320803



## Male Adapter



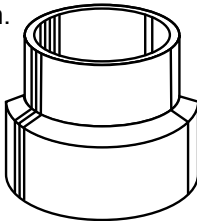
Adapts sewer pipe to standard female pipe threads. Teflon thread tape is recommended to threaded joints. 3" Hub x MIP; 25/Ctn.

0320800

## Reducer Coupler

4" x 3" H x H; 40/Ctn.

0321707




## 90° Street Elbow



Hub x spigot. Used to change direction in piping. Sometimes called a "street quarter bend." 3"; 25/Ctn.

0320793

## Sanitary Tee



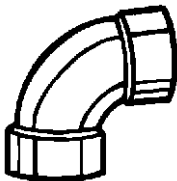
Hub x hub x hub. Used to connect vertical branch line into straight sewer line. Also, used with cleanout to provide access to piping.

0320801 3"; 15/Ctn.

## 1/4" Bend 90°

3" H x H; 25/Ctn.

0320802

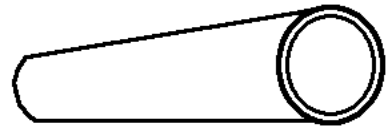


# PVC-DWV 40 Pipe & Fittings

## PVC-DWV Schedule 40 Pipe

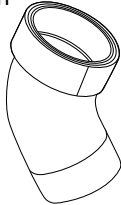
Dual marked for drain, waste, and vent as well as pressure applications. NSF approved.

**0321501** 1.5" x 10'    **0321502** 2" x 10'    **0321503** 3" x 10'  
**0321525** 3" x 20'    **0321534** 4" x 20'    **0321505** 4" x 10'



### 45° Street Ell

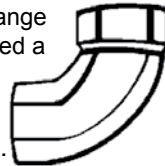
Used to change direction from a fitting hub to a pipe. Sometimes called a "street eighth bend." 20/Ctn.



**0321496** 3"  
**0321526** 1.5"

### 90° Sanitary Street Elbow

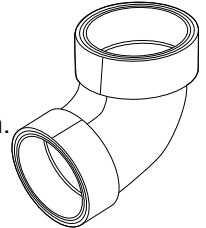
Hub x spigot. Used to change direction. Sometimes called a "street quarter bend."



**0321511** 1.5"; 50/Ctn.  
**0321512** 2"; 30/Ctn.  
**0321523** 3"; 20/Ctn.

### 90° Sanitary Elbow

Hub x hub. Used to change direction in piping. Sometimes called a "quarter bend."



**0321509** 1-1/2"; 50/Ctn.  
**0321510** 2"; 30/Ctn.  
**0321497** 3"; 20/Ctn.  
**0321488** 4"; 20/Ctn.

### 22-1/2° Elbow

Hub x hub. Sometimes called a "sixteenth bend."



**0321530** 3"

### 45° Elbow

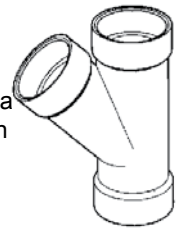
Hub x hub. Used to change direction in piping. Sometimes called an "eighth bend."



**0321506** 1.5"; 50/Ctn.  
**0321498** 3"; 20/Ctn.  
**0321487** 4"

### Wye

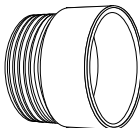
Hub x hub x hub. Used when connecting a branch line into a horizontal drain pipe. Also can be used in conjunction with a "Twist-Lok" plug to provide a cleanout in a drain pipe.



**0321504** 1.5"; 50/Ctn.  
**0321513** 2"; 20/Ctn.  
**0321499** 3"; 10/Ctn.

### Male Adapter

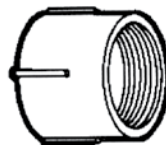
Hub x MIP. Adapts to standard female pipe threads. Teflon thread tape is recommended for threaded joints.



**0321522** 1.5"; 50/Ctn.  
**0321492** 3"; 25/Ctn.

### Female Adapter

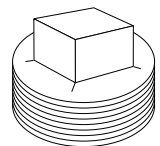
Hub x FIP. Adapts to standard male pipe threads. Teflon thread tape is recommended for threaded joints.



**0321524** 1.5"; 25/Ctn.  
**0321493** 3"; 20/Ctn.

### Cleanout Plug

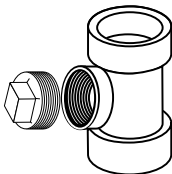
MIP. Used to form a removable closure. Threaded plugs offer a corrosion proof alternative to metal plugs. Teflon thread tape is recommended for threaded joints.



**0321491** 3"; 75/Ctn.

### Test Tee

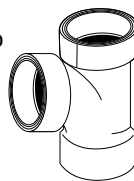
With plug. Used at the base of a vertical drain pipe (stack) to provide a cleanout opening flush with the finished wall. Teflon thread tape is recommended for threaded joints.



**0321500** 3"

### Sanitary Tee

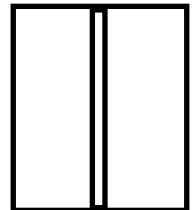
Hub x hub x hub. Used with connecting a branch line into a vertical drain pipe (stack).



**0321508** 1.5"; 50/Ctn.  
**0321507** 2"; 30/Ctn.  
**0321494** 3"; 15/Ctn.  
**0321810** 3" x 3" x 2"; 10/Ctn.

### Coupling

Hub x hub. Used to join straight lengths of pipe.

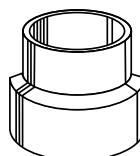


**0321518** 1.5"; 40/Ctn.  
**0321517** 2"; 30/Ctn.  
**0321490** 3"; 50/Ctn.  
**0321485** 4"

### Reducing Coupling

Hub x hub. Used to reduce or increase pipe sizes.

**0321515** 3" x 1.5"; 30/Ctn.  
**0321514** 3" x 2"; 25/Ctn.  
**0321516** 2" x 1.5"; 30/Ctn.



### Long Turn Tee

H x H x H

**0320789** 3"



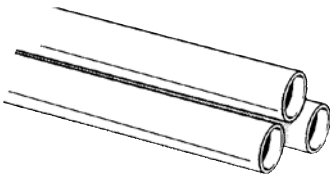
# PVC-DWV 40 Pipe & Fittings

## PVC Schedule 40 Pressure Pipe

NSF Approved pressure pipe w/plain end. 1/2" max working pressure at 73° F - 315 PSI. 3/4" max working pressure at 73° F - 200 PSI.

0320925 1/2" x 20'

0320926 3/4" x 20'



### Double Sanitary Tee



Hub x hub x hub x hub.  
0321811 3"; 10/Ctn.

### 2-Way Cleanout Tee

4" H x H x H. Used with a vertical pipe stack, this fitting provides for above ground level access to piping.



0321486

### 45° Elbow

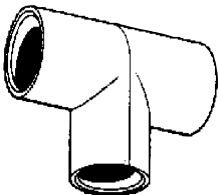
Slip x slip. Used to change direction in piping. 3/4"; 25/Ctn.



0320914

### Tee

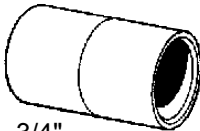
Slip x slip x slip. Used to provide a branch supply line from a main line. 25/Ctn.



0320912 3/4"  
0320932 1/2"

### Coupling

Slip x slip. Used to join lengths of pipe. S x S; 50/Ctn.



0320904 3/4"  
0320927 1/2"

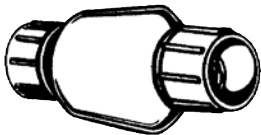
### Female Adapter

Slip x FIP. Adapts Genova pressure pipe to standard male pipe threads. Teflon joint tape is recommended for threaded joints.



0320906 3/4"; 25/Ctn.  
0320928 1/2"; 25/Ctn.

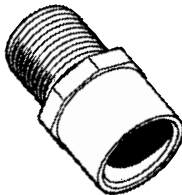
### Check Valve



0440420 3/4" Socket

### Male Adapter

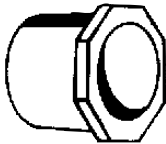
Slip x MIP. Adapts Genova pressure pipe to standard female pipe threads. Teflon joint tape is recommended for threaded joints.



0320908 3/4"; 25/Ctn.  
0320929 1/2"; 25/Ctn.

### Reducing Bushing

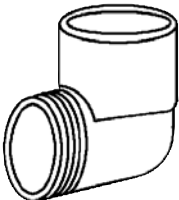
Spigot x slip. Reducing bushing inserts into fitting hub to reduce to smaller pipe size.



0320910 3/4" x 1/2" SP x Slip; 25/Ctn.

### 90° Street Elbow

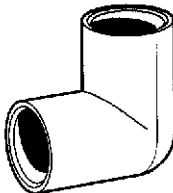
Slip x MIP. Used to change direction in piping. Adapts to standard female pipe threads. Teflon joint tape is recommended for threaded joints.



0320918 3/4" S x MIP

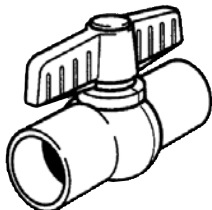
### 90° Elbow

Slip x slip. Used to change direction in pipir



0320916 3/4" S x S; 25/Ctn.  
0320931 1/2" S x S; 25/Ctn.


### Socket End Ball Valve



0440415 3/4"; 10/Ctn.  
0440416 1/2"; 10/Ctn.

# Black Iron Fittings

## Black Iron Gas Pipe Line



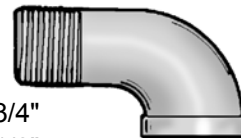
0320950 3/4" x 10'  
0320951 1/2" x 10'

## Black Iron Nipples

0167101 1/2" x 3" Nipple  
0167102 1/2" x 4" Nipple  
0167105 3/4" x Close Nipple  
0167106 3/4" x 3" Nipple  
0167107 3/4" x 4" Nipple  
0167108 3/4" x 6" Nipple  
0167109 3/4" x 8" Nipple




## Black Iron 90° Street Ell



0167118 3/4"  
0167119 1/2"

## Black Iron Reducing Coupling



0167133 3/4" x 1/2"  
0167134 1" x 3/4"

## Black Iron 90° Reducing Ell




0167115 1/2" x 3/4"

## Black Iron 90° Ell



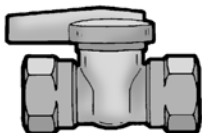
0167110 1/2"  
0167111 3/4"  
0167114 1"

## Black Iron Coupling



0167130 1/2"  
0167131 3/4"

## Black Iron Valve



0167140 1/2"  
0167141 3/4"

## Black Iron Tee



0167125 1/2"  
0167126 3/4"

## Black Iron Cap



0167137 1/2"  
0167138 3/4"


## Plug



0167139 3/4"

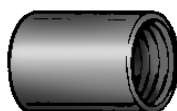
# Galvanized Fittings

## Tee



0167084 1/2"; 40/Ctn.  
0167085 3/4"; 20/Ctn.

## Coupling



0167080 1/2"; 60/Ctn.  
0167082 3/4"; 50/Ctn.

## Nipple



0167090 3/4" x 3"; 25/Ctn.  
0167092 3/4" x 4"; 25/Ctn.  
0167093 3/4" x Close; 25/Ctn.

## Adapter



0167072 1/2" MPT ; 50/Ctn.  
0167073 3/4" B X MPT

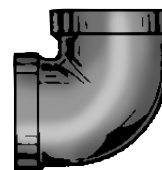
## Bell Reducer

1/2" x 3/4" FPT; 50/Ctn.



0440301

## Elbow



0167074 1/2"; 50/Ctn.  
0167078 3/4"; 35/Ctn.

## 3/4" FPT Gate Valve



**0440406** Plastic; 5/Ctn.  
**0375308** Brass; 100/Ctn.

## Stop Waste Globe Valve



3/4"; 202T0A  
**0440650** Brass

## Quick Brass Disconnect



For garden hoses.  
**0163211** Brass

## Ball Valve

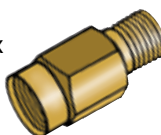
Forged brass, 3/4".



**0440401** Brass;  
10/Ctn.

## Check Valve

Brass with stainless steel rings. 3/4" FPT x 3/4" MPT.



**0451612** Brass; 50/Ctn.

## Brass Check Valve

Brass with positive O-ring seals prevent water escaping in case of pressure loss in main line. 1/2" MPT x 1/2" FPT.



**0440410** Brass; 25/Ctn.

## Boiler Drain MPT Valve



3/4"; Plastic; 10/Ctn.  
**0440405**

3/4"; Brass; 144/Ctn.  
**0375306**

1/2"; Plastic; 10/Ctn.  
**0376902**

1/2"; Brass; 10/Ctn.  
**0379912**

## Check Valve

Brass 200 lb. WOG (150°F), non-shock, swing check, bronze disc, threaded ends. 3/4" FPT.



**0375310** Brass; 80/Ctn.

## 1/4" Turn Ball Valve

1/2" Insert x 1/2" Insert Brass  
**0168220**



## Long Handle Ball Valve



**0168221** 1/2" Insert x 1/2" Insert Brass  
**0168222** 3/4" Insert x 3/4" Insert Brass

## Cash-Acme Dual Backflow Preventer

Protects the primary water system (city water supply) by providing containment at the water meter. Valves function in either horizontal or vertical position and under continuous or intermittent pressure. Maximum system pressures to 175 psi and minimum pressure of 10 psi. Temperatures from 32° F to 140° F. Maximum recommended rate of flow is 30 GPM. 3/4" valve has a female threaded union inlet and a female threaded outlet. Straight-through design minimizes pressure drop. Certified under A.S.S.E. Standard 1024.



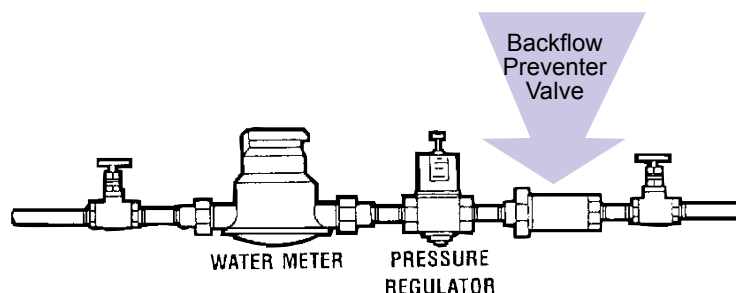
**0440425** 3/4" Type BF1

**SHOWN ON RIGHT:** Typical installation where inlet pressure exceeds 150 psi: the pressure regulator must be installed ahead of the dual check backflow preventer.

### Installation Tip:

Backflow preventer valve should be installed immediately downstream of the water meter. The type BF-1 may be installed following a domestic water pressure regulator. The valve may be installed horizontally or vertically.

*Keeps polluted water from contaminating potable water by preventing reverse flow into supply lines.*



# Barbed Fittings

## Connector

**0440204** 1/2"; 25/Ctn.  
**0441630** 3/4"; 10/Ctn.



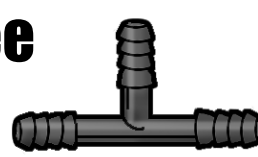
## Elbow

**0441638** 3/4"; 10/Ctn.  
**0441643** Insert x MPT; 25/Ctn.



## Tee

**0441642** 3/4"; 10/Ctn.



## Adapter

MPT; 25/Ctn.

**0440203** 1/2"  
**0440208** 3/4"



## Pipe Hose Barbs

**0441628** 3/4" x 3/4" FPT; 15/Ctn.  
**0321621** 1/2" x 1/2" FPT; 25/Ctn.



# Qest Fittings

Qest standard pipe threaded, compression fittings for repair or add-on to any kind of existing plumbing—galvanized, copper & CPVC.

## Tees



Stock #	A	B	C	Qty.
<b>0166020</b>	1/2"	1/2"	1/2"	50/Ctn.
<b>0166021</b>	3/4"	3/4"	1/2"	50/Ctn.
<b>0166022</b>	3/4"	3/4"	3/4"	50/Ctn.
<b>0166023</b>	3/4"	1/2"	3/4"	50/Ctn.
<b>0166025</b>	3/4"	1/2"	1/2"	50/Ctn.
<b>0166027</b>	1/2"	1/2"	3/4"	50/Ctn.
<b>0167044</b>	1"	1"	1"	10/Ctn.
<b>0167046</b>	1"	1"	3/4"	10/Ctn.
<b>0167048</b>	1"	3/4"	1"	10/Ctn.
<b>0167049</b>	1"	3/4"	1/2"	10/Ctn.
<b>0167050</b>	1"	3/4"	3/4"	10/Ctn.
<b>0166090</b>	1"	1"	1/2"	10/Ctn.

## Nuts



For 3/8" OD, 1/4" ID, 1/2" FPT; 100/Ctn.  
**0166052**  
 For 1/2" OD, 3/8" ID, 1/2" FPT; 100/Ctn.  
**0166053**  
 For 5/8" OD, 1/2" ID, 3/4" FPT; 100/Ctn.  
**0166054**  
 For 7/8" OD, 3/4" ID, 1" FPT; 25/Ctn.  
**0167060**

## Male Couplings



\* 3/8" & 1/4" standard pipe thread adapts to pumps & appliances

**0166030** 1/2" x 1/2"; 100/Ctn.  
**\*0166033** 3/4" x 3/4"; 50/Ctn.  
**\*0166035** 3/4" x 1/2"; 50/Ctn.  
**\*0167058** 1" X 1"; 25/Ctn.  
**\*0167059** 1" x 3/4"; 25/Ctn.  
**\*0166091** 1" x 1-1/2"; 25/Ctn.

## Nut, Ring & Cone Kit



Each kit contains 100 nuts, cones & rings. Flare nuts for both 3/8" OD and 1/2" OD tubing have 1/2" thread size fittings. Flare nuts for 5/8" OD tubing have 3/4" standard pipe threads to fit 3/4" thread size fittings.

**0166070** 3/8" OD, 1/4" ID  
**0166071** 1/2" OD, 3/8" ID  
**0166072** 5/8" OD, 1/2" ID

## Elbows



**\*0166024** 1/2" x 1/2"; 100/Ctn.  
**\*0166026** 1/2" x 3/8"; 100/Ctn.  
**\*0166029** 3/4" X 3/4"; 50/Ctn.  
**\*0167052** 1" x 1"; 25/Ctn.  
**\*0167054** 1" x 3/4"; 25/Ctn.  
 \* 3/8" & 1/4" standard pipe thread adapts to pumps & appliances

## Cones



**0166055** 3/8" OD, 1/4" ID; 100/Ctn.  
**0166056** 1/2" OD, 3/8" ID; 100/Ctn.  
**0166057** 5/8" OD, 1/2" ID; 100/Ctn.  
**0167064** 7/8" OD, 3/4" ID; 25/Ctn.


## Street Elbows

1/2" F. 50/Ctn.  
**0166096** 1/2" M  
**0166097** 3/4" M



## Test Caps

**0166040** 1/2" F  
**0166037** 3/4" F



100/Ctn.

## Test Plugs

**0166094** 1/2" M  
**0166095** 3/4" M



100/Ctn.

## Qest Fittings continued

Qest standard pipe threaded, compression fittings for repair or add-on to any kind of existing plumbing—galvanized, copper & CPVC.

### Male/Female Adapters



**0167056** 3/4" M x 1/2" F; 50/Ctn.  
**0167057** 1" M x 3/4" F; 50/Ctn.

### Drop Ear Elbows



**0166098** 1/2" M x 1/2" F; 50/Ctn  
**0166099** 3/4" M x 1/2" F; 50/Ctn.

### Water Line Clamps



**0166105** 5/8" OD, 1/2" ID; 100/Ctn.

### Female Couplings



**0166039** 3/4" F x 3/4" F; 50/Ctn.  
**0166044** 1/2" F x 1/2" F; 100/Ctn.

### Angle Stop Valve



**0166109** 1/2" M x 1/2" M; 10/Ctn.

### Drain Valve

10/Ctn.



**0166112** 1/2" F x HT  
**0440626** 1/2" M x HT  
**0166113** 3/4" M x HT

### Straight Stop Valve



10/Ctn.

**0440620** 1/2" F x 1/2" M  
**0440622** 1/2" M x 1/2" M  
**0166111** 3/4" M x 1/2" M

### Globe Valve

10/Ctn.



**0440632** 3/4" M x 3/4" M

### Rings



100/Ctn.

**0166058** For 3/8" OD, 1/4" ID  
**0166059** For 1/2" OD, 3/8" ID  
**0166060** For 5/8" OD, 1/2" ID  
50/Ctn.  
**0167062** For 7/8" OD, 3/4" ID

## Uponor PEX Tubing

Uponor first introduced the world to crosslinked polyethylene (PEX) tubing in the early 1970s. With more than 30 years of service — longer than any other PEX manufacturer in North America — Uponor PEX is the fastest-growing choice for residential and commercial plumbing systems, thanks to its powerful, inherent advantages over metallic and rigid-plastic piping.

#### Features

- Smallest bend radius
- Tested and proven for over 30 years
- Most flexible tubing
- Least likely to kink
- Maintenance free
- Highest degree of crosslinking

#### Advantages

Uponor PEX is the clean, green and healthy alternative — no solder, nor torches, no fluxes or solvents. All connections are made with engineered fittings that, when properly installed, are leak-resistant and will last the life of the system.

Uponor PEX is lightweight and flexible, requiring substantially fewer fittings than copper or rigid-plastic systems, so it installs more easily and efficiently.

Uponor PEX is quiet, with no pipe noise or water hammer. Uponor PEX also features low thermal transfer, so it is virtually sweat-free in most environments.

Uponor PEX is durable. The superior makeup of our PEX makes it resistant to freezing and to aggressive water and soils — the kinds of problems that cause metal systems to fail prematurely.

Wirsbo AQUAPEX® Tubing

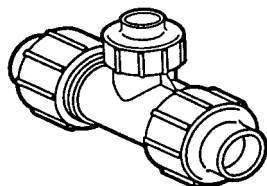
The tubing is UL listed for use in residential fire protection systems.



**0165106** 3/4" ID x 20'  
**0165105** 1/2" ID x 20'

**0165102** 3/4" ID x 100'  
**0165101** 1/2" ID x 100'  
**0165100** 3/8" ID x 100'

## Reducing Tee

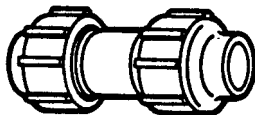


Used to provide a branch from a main line and is designed to join to PEX, copper or CPVC tubing. 3/4" ID - 7/8" OD" x 3/4" ID - 7/8" OD" x 1/2" ID - 5/8" OD; 10/Box.

**0166211**

## Coupling

Designed to join PEX, copper or CPVC tubing.




**0166202** 1/4" ID - 3/8" OD"; 20/Box

**0166203** 1/2" ID - 5/8" OD"; 20/Box

**0166204** 3/4" ID - 7/8" OD"; 20/Box

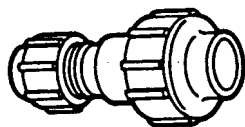
## Male Adapter



Designed to adapt from metal female pipe thread to PEX, copper or CPVC tubing on the **COLD WATER SIDE ONLY** of a hot and cold water supply system. Where hot or changing temperatures are likely, utilize the recommended Genova Universal Transition Male Adapter in conjunction with a Genova Universal Coupling. Teflon tape is the accepted method of sealing pipe threads on CPVC fittings. Do not use other materials or compounds unless specifically approved by the manufacturer.

**0166207** 1/2" ID - 5/8" OD"; 20/Box

**0166208** 3/4" ID - 7/8" OD"; 20/Box



## Reducing Coupling

Joins 1/2" PEX, copper or CPVC tubing to 3/8" PEX, copper or CPVC tubing.

**0166212** 1/2" ID - 5/8" OD" x 1/4" ID - 3/8" OD; 20/Box

## Reducing Assembly

Allows any fitting hub to be reduced to accept PEX, copper or PVC tubing. Used where line is reduced in size.

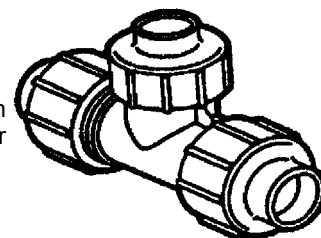


**0166222** 3/4" ID - 7/8" OD" x 1/2" ID - 5/8" OD; 10/Box

**0166223** 1/2" ID - 5/8" OD" x 3/8" ID - 1/2" OD; 10/Box

## Tee

This fitting is used to provide a branch from a main line and is designed to join with to PEX, copper or CPVC tubing.

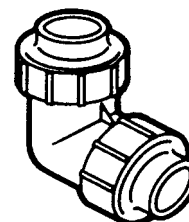


**0166209** 1/2" ID - 5/8" OD"; 10/Box

**0166210** 3/4" ID - 7/8" OD"; 10/Box

## 90° Elbow

Used to change the direction in piping and is designed to join with to PEX, copper or CPVC tubing.

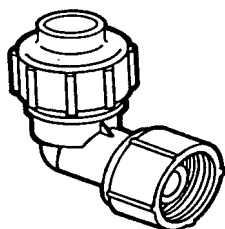


**0166213** 1/2" ID - 5/8" OD"; 20/Box

**0166214** 3/4" ID - 7/8" OD"; 10/Box

## 90° Swivel Elbow

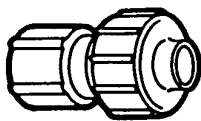
Allows a direct 90° connection between 5/8" OD PEX, copper or CPVC tubing and male running threads on faucet. Has a cone washer inside female end to achieve seal.



**HAND TIGHTEN ONLY!** This fitting seals by means of a gasket and the use of joint compound or Teflon tape is neither necessary nor recommended.

**0166215** 1/2" ID - 5/8" OD"; 20/Box

## Female Adapter



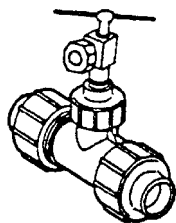
Designed to adapt from metal male pipe thread to PEX, copper or CPVC tubing.

**HAND TIGHTEN ONLY!** This fitting seals by means of a gasket and the use of joint compound or Teflon tape is neither necessary nor recommended.

**0166205** 1/2" ID - 5/8" OD"; 20/Box

**0166206** 3/4" ID - 7/8" OD"; 20/Box

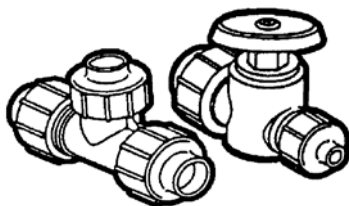
## Ice Maker Kit



Kit consists of a 5/8" OD tee and 1/4" OD valve assembly for use in hooking up any appliance served by 1/4" OD tubing.

**0166220**

## Dishwasher Hookup Assembly



Includes: Tee 1/2" OD x 5/8" (0166209: used to provide a branch from a main line and is designed to join with to PEX, copper or CPVC tubing) CPVC Connect Tube 5/8" OD x 3" Straight Supply Valve (0166224: adapts mechanically and is used where toilet, vanity or sink water supply piping comes through the wall. Designed to join PEX, copper or CPVC tubing) Olefin Riser 3/8" OD x 1/4" ID X 60"

**0166227**


## Replacement O Rings



**0166225** Black Plastic

## Line Valve

This unique valve mechanically joins water supply tubing utilizing a special locking ring and an elastomeric seal. It can be used to join PEX, copper or CPVC tubing. 10/Box.




**0166200** 5/8" ID - 1/2" OD"

**0166201** 3/4" ID - 7/8" OD"

## Straight Supply Valve

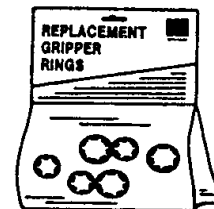
Adapts mechanically and is used where toilet, vanity or sink water supply piping comes through the wall. Designed to join PEX, copper or CPVC tubing. 10/Box.



**0166224** 1/2" ID x 5/8" OD" x 1/4" ID

## Metal Gripper Rings

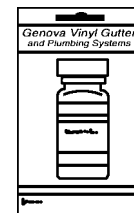
For replacement purposes in Genova's Universal Fittings. 2 gripper rings of each size are included in each bag: 1/4", 1/2", 3/4" OD; 20/Box/



**0166221**

## All Purpose Seal Lubricant

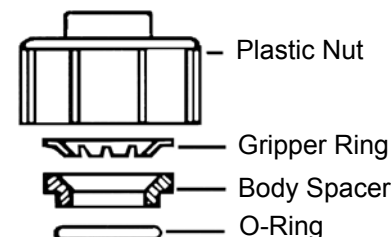
Used as a lubricant with Genova Universal fittings for ease in application. 1 oz.



**0180102**

### IMPORTANT:

Note the order in which each of the component parts are installed in the Universal Fitting hand-tightened nut. Be sure all parts are present and in this order before installing.

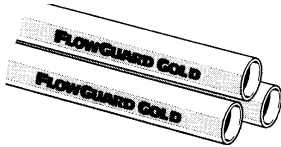


# CPVC Pipe & Fittings

## CPVC Pipe

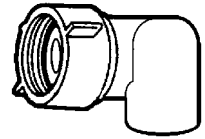
FlowGuard Gold offers superior resistance to cold and 6 times the impact resistance of regular CPVC. Manufactured for use with CPVC CTS fittings for hot or cold water applications. Complies with ASTM D2846. Working pressure: 100 psi at 180°, 400 psi at 73°F.

**FLOWGUARD GOLD™**



**0166125** 1/2" x 10'  
**0166126** 3/4" x 10'

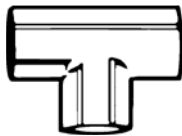
## Swivel Elbow w/ Solvent Weld Socket



Allows a direct 90° connection between CPVC tubing and female running threads on faucet. Has a cone washer inside female end to achieve seal.

**0166135** 1/2" x 3/4" FPT

## Tees



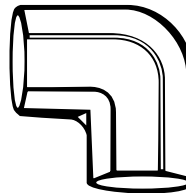
**0166117** 1/2"  
**0166118** 3/4"  
**0166119** 3/4" x 1/2" x 1/2"  
**0166120** 3/4" x 3/4" x 1/2"

## 45° Elbows



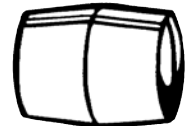
**0166133** 3/4"

## 90° Elbows



**0166115** 1/2"  
**0166116** 3/4"

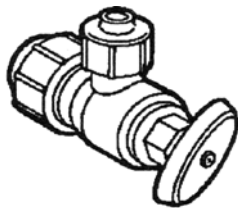
## Couplings



**0166121** 1/2"  
**0166122** 3/4"

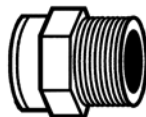
## Stop Angle Valve

CPVC x OD Compression



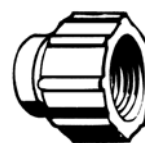
**0166130** 1/2" x 3/8"

## Male Adapter



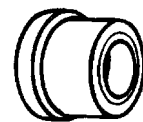
**0166101** 1/2"  
**0166124** 3/4"

## Female Adapter



**0166102** 1/2"  
**0166123** 3/4"


## Reducing Bushing



Used to reduce from fitting socket to CPVC tubing.

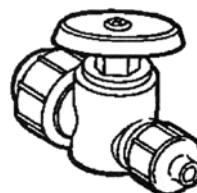
**0166134** 3/4" x 1/2"

## Stop & Waste



**0166127** CPVC x CPVC 1/2"  
**0166128** CPVC x CPVC 3/4"

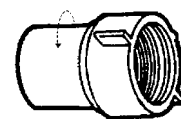
## Stop Straight Valve



CPVC x OD Compression

**0166131** 1/2" x 3/8"

## Swivel Adapter



**0166136**  
 1/2" x 3/4"

# Fail-safe Fittings for PEX

Fail Safe components are NOT interchangeable with polybutylene or any other insert and crimp components even though they have been designed for use with the same crimp tools and gauges.

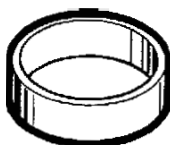
This insert and crimp system is designed to help a professional plumber make permanent, tightly sealed, leakproof connections in a properly-functioning PEX hot and cold water distribution system or to repair any existing system.

## Black Copper Crimp Rings

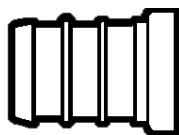
**0168200** For 3/8" Tubing; 100/Ctn.

**0168201** For 1/2" Tubing; 100/Ctn.

**0168202** For 3/4" Tubing; 100/Ctn.



## Brass Test Plug



**168223** 1/2" Insert; 100/Ctn.

**168224** 3/4" Insert; 50/Ctn.

## Transition Couplings



**0168216** 1/2" PB x 1/2" PEX; 100/Ctn.

**0168217** 3/4" PB x 3/4" PEX; 100/Ctn.

## Crimping Tool

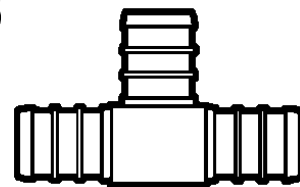


**0168107** For 1/2" Tubing

**0168109** For 3/4" Tubing

## Insert Tees

Insert x insert x insert.



**0168213** 3/8" x 3/8" x 3/8" Tee; 50/Ctn.

**0168214** 1/2" x 1/2" x 1/2" Tee; 25/Ctn.

**0168215** 3/4" x 3/4" x 3/4" Tee; 25/Ctn.

**0168248** 1/2" x 1/2" x 3/4" Reducer; 25/Ctn.

**0168249** 3/4" x 1/2" x 1/2" Reducer; 25/Ctn.

**0168250** 3/4" x 1/2" x 3/4" Reducer; 25/Ctn.

**0168251** 3/4" x 3/4" x 1/2" Reducer; 25/Ctn.

## Insert Couplers



**0168203** 3/8" x 3/8"; 100/Ctn.

**0168204** 1/2" x 3/8"; 100/Ctn.

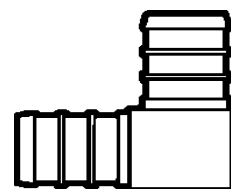
**0168205** 1/2" x 1/2"; 100/Ctn.

**0168206** 3/4" x 1/2"; 50/Ctn.

**0168207** 3/4" x 3/4"; 50/Ctn.

## Insert Elbows

Insert x insert.



**0168208** 3/8" x 3/8" Elbow; 50/Ctn.

**0168210** 1/2" x 1/2" Elbow; 50/Ctn.

**0168211** 3/4" x 1/2" Elbow; 50/Ctn.

**0168212** 3/4" x 3/4" Elbow; 20/Ctn.

## FlowGuard Gold 1-Step CPVC Cement

Oatey's one-step cement for CPVC is specially formulated to bond with FlowGuard Gold CPVC where all-purpose cements will not. Needs no primer, faster cure time than regular cements, low VOC, meets ASTM D-2846 & F-4 93. Exceeds environmental requirements.

**0112630** 4 oz.; 24/ctn

**0112631** 8 oz.; 24/ctn



# Failsafe Fittings continued

## Ferrules



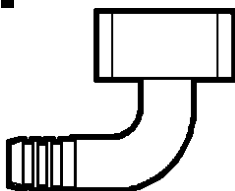
Fits 1/2" OD Riser (3/8" Nom.)

**0168230** 100/Ctn.

Fits 5/8" OD (1/2" Nom.) Tubing

**0168231** 100/Ctn.

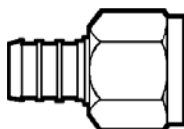
## Swivel Elbow



1/2" x 1/2" FPT Brass Nut;  
25/Ctn.

**0168233**

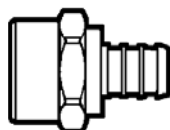
## Flare Swivel Adapters



1/2" Insert x 1/2" Flare; 50/Ctn.

**0168235**

## FPT Adapters



25/Ctn.

**0168241** 3/8" Insert x 1/2" FPT

**0168242** 1/2" Insert x 1/2" FPT

**0168243** 1/2" Insert x 3/4" FPT

**0168244** 3/4" Insert x 3/4" FPT

## Ballcock Nut



Fits 1/4" & 3/8" Riser.

**0168227** 100/Ctn.

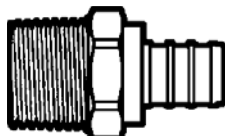
## Cone Seals (Washers)



1/2" ID Lav cone. 100/Bag

**0168259**

## MPT Adapters



**0168236** 3/8" Insert x 1/2" MPT

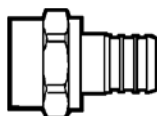
**0168237** 1/2" Insert x 1/2" MPT

**0168238** 1/2" Insert x 3/4" MPT

**0168239** 3/4" Insert x 1/2" MPT

**0168240** 3/4" Insert x 3/4" MPT

## Female Swivel Adapters



**0168256** 3/4" Insert x  
3/4" FPT; 50/Ctn.

**0168257** 1/2" Insert x  
1/2" FPT; 50/Ctn.

**0168258** 1/2" Insert x  
1/2" Closet; 10/Pk.

## Drop Ear Elbow

1/2" Insert x  
1/2" MPT.



**0168246** 10/Ctn.

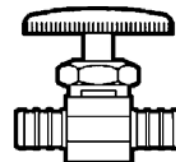
## Centerset Nuts



Fits 3/8" riser (1/2" hole). 100/Ctn.

**0168226**

## Brass Straight Stop Valve




**0168220**

1/2" insert x 1/2" insert;  
10/Ctn.

## Male Thread Elbows

50/Ctn.



**0168253**

3/8" Insert x 3/8" MPT

**0168254**

1/2" Insert x 3/8" MPT

**0168255**

1/2" Insert x 1/2" MPT



**For PEX**

Throw away your crimping tools, solvent cement, torches, solder and Teflon tape—you won't need them with the Flair-It plumbing system, designed for normal hot and cold potable water applications. Extremely simple to install and reusable. Resists corrosion and scaling, with high resistance to cold temperatures. Complies with ASTM D 3309 standard.

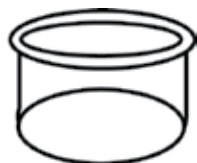
## Installation Tips



## Replacement Parts

<b>164410</b> 1/2" Nut	<b>164412</b> 1/2" Washer
<b>164411</b> 3/8" Nut	<b>164413</b> 3/4" Washer

## PEX Adapter

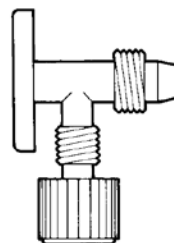


PEX adapter to gray poly pipe.

**0164415** 3/4" PB x 3/4" PEX

## Drain Angle Valve

A drain valve with Flair-It connections on both ends.

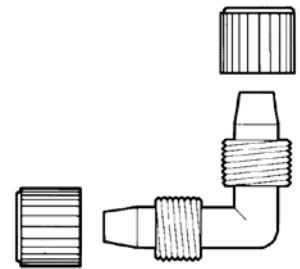


**0164378** 3/8" ID x 3/8" ID  
**0164380** 1/2" ID x 1/2" ID

## Elbows

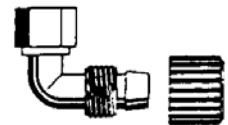
W/Flair-It connections on both ends.

**0164300** 1/2" ID x 1/2" ID  
**0164301** 1/2" ID x 3/4" ID  
**0164302** 3/4" ID x 3/4" ID  
**0164303** 3/8" ID x 3/8" ID



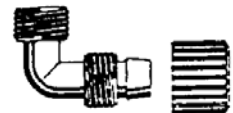
Flair-It connection x FPT.

**0164305** 1/2" ID x 1/2" FPT  
**0164306** 3/4" ID x 3/4" FPT



Flair-It connection x MPT.

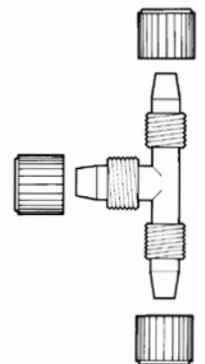
**0164307** 1/2" ID x 1/2" MPT  
**0164308** 3/4" ID x 1/2" MPT  
**0164309** 3/4" ID x 3/4" MPT  
**0164310** 1/2" ID x 3/8" MPT  
**0164311** 1/2" ID x 3/4" MPT



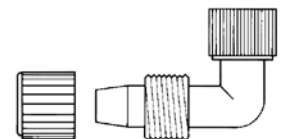
## Tee

W/three Flair-It connections.

	L	x	R	x	Inside
<b>0164320</b>	1/2" ID	x	1/2" ID	x	1/2" ID
<b>0164322</b>	3/4" ID	x	1/2" ID	x	1/2" ID
<b>0164323</b>	3/4" ID	x	1/2" ID	x	3/4" ID
<b>0164324</b>	3/4" ID	x	3/4" ID	x	1/2" ID
<b>0164325</b>	3/4" ID	x	3/4" ID	x	3/4" ID
<b>0164326</b>	1/2" ID	x	1/2" ID	x	3/8" ID
<b>0164327</b>	3/8" ID	x	3/8" ID	x	3/8" ID
<b>0164328</b>	1/2" ID	x	1/2" ID	x	1/2" MPT



## Swivel Elbow



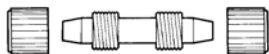
Faucet connection to Flair-It connection.

**0164316** 3/4" ID x 3/4" FPT  
**0164317** 1/2" ID x 3/4" FPT  
**0164318** 3/8" ID x 1/2" FPT  
**0164315** 1/2" ID x 1/2" FPT

## Coupling & Adapter

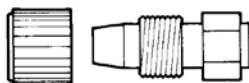
W/Flair-It connections on both ends.

- 0164336** 1/2" ID x 1/2" ID
- 0164337** 1/2" ID x 3/4" ID
- 0164338** 3/4" ID x 3/4" ID
- 0164339** 1/2" ID x 3/8" ID
- 0164340** 3/8" ID x 3/8" ID



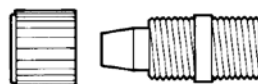
Adapters w/female pipe threads and a Flair-It connection.

- 0164341** 1/2" ID x 1/2" FPT
- 0164342** 3/4" ID x 3/4" FPT
- 0164343** 1/2" ID x 3/8" FPT
- 0164344** 1/2" ID x 3/4" FPT
- 0164345** 1/2" ID x 1/8" FPT

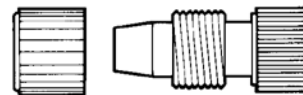


Couplings w/male pipe threads and a Flair-It connection.

- 0164346** 1/2" ID x 1/2" MPT
- 0164348** 1/2" ID x 3/8" MPT
- 0164351** 1/2" ID x 3/4" MPT
- 0164352** 3/8" ID x 1/2" MPT
- 0164347** 3/4" ID x 3/4" MPT



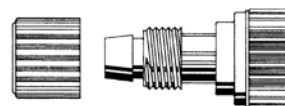
## Swivel Straight



Faucet connection to a Flair-It connection.

- 0164356** 3/4" ID x 3/4" FPT
- 0164357** 3/8" ID x 1/2" FPT
- 0164358** 1/2" ID x 3/4" FPT
- 0164355** 1/2" ID x 1/2" FPT

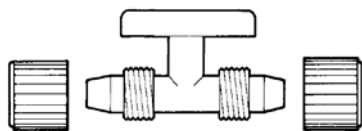
## Garden Hose Fitting



Garden hose to a Flair-It connection.

- 0164350** Adap. 1/2" ID x 3/4" Male Hose
- 0164360** Swivel Coupling 1/2" ID x 3/4" FPT

## Straight Stop Valve



Flair-It connections on both ends.

- 0164375** 3/8" ID x 3/8" ID
- 0164376** 1/2" ID x 1/2" ID

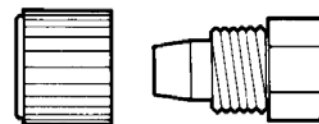
## Drop Ear Elbow



Shower & tub connection to Flair-It connection.

- 0164304** 1/2" ID x 1/2" FPT

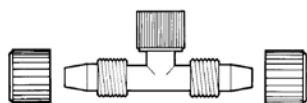
## Plug



Used to cap-off Flair-It fittings.

- 0164368** 3/8" ID x 3/8" ID
- 0164369** 1/2" ID x 1/2" ID
- 0164370** 3/4" ID x 3/4" ID

## Swivel Tee



W/female pipe thread swivel in the middle.

- 0164333** 1/2" ID x 1/2" ID x 1/2" FPT
- 0164334** 1/2" ID x 1/2" ID x 3/4" FPT

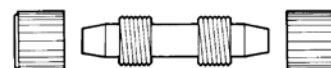
## Cap



Used to insert a plug into the end of a pipe.

- 0164365** 3/8" ID x 3/8" ID
- 0164366** 1/2" ID x 1/2" ID
- 0164367** 3/4" ID x 3/4" ID

## Transition Coupling

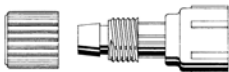


- 0164332** 3/4" Poly x 3/4" PEX

# Swivel Ballcock Adapter

Toilet connection to a Flair-It connection.

- 0164359 1/2" ID x 3/4" FPT
- 0164361 3/8" ID x 3/4" FPT



# Flair-It Wrench

Molded wrench allows you to reach small, hard-to-access places.

- 0381500 3/8" & 1/2"
- 0381501 1/2" & 3/4"



# Washing Machine Valve



- 0164404 1/2 ID

# Compression Stop Valve




- 0164372 1/2" x 3/8"

# Compression Angle Valve



- 0164373 1/2" x 3/8"

# 3-Way Valve



- 0164397 1/2" P x 1/2" P x 1/2" P
- 0164398 1/2" P x 1/2" MPT x 1/2" P

# Dishwasher Hook-Up Kit

Each kit contains one each:  
Straight Stop Valve, 1/2" P x 1/2P"  
Male Elbow, 1/2" P x 3/8" MPT with Tapered Threads  
Tee, 1/2" P x 1/2" P x 1/2" P

- 0164390

# Flair-It Dealer Starter Kits

## 1/2" Dealer Starter Kit

Each kit contains the following in a corrugated box:.....QTY

Tee (nuts included).....	1/2 P x 1/2 P x 1/2 P.....	10
Elbow (nuts included).....	1/2 P x 1/2 P.....	20
Coupling (nuts included).....	1/2 P x 1/2 P.....	20
Male Pipe Adapter (nuts included).....	1/2 P x 1/2 MPT.....	20
Tee (nuts included).....	1/2 P x 1/2 P x 3/8 P.....	10
Straight Stop Valve (nuts included).....	1/2 P x 1/2 FPT Swivel.....	10
Elbow Swivel (nuts included).....	1/2 P x 1/2 FPT Swivel.....	10
Cap.....	1/2 FPT.....	10
Female Pipe Adapter (nuts included).....	1/2 P x 1/2 FPT.....	10

- 0164383\*

## 3/4" Dealer Starter Kit

Each kit contains the following in a corrugated box:.....QTY

Elbow (nuts included).....	3/4 P x 3/4 P.....	20
Tee (nuts included).....	1/2 P x 1/2 P x 3/4 P.....	10
Tee (nuts included).....	3/4 P x 1/2 P x 3/4 P.....	10
Tee (nuts included).....	3/4 P x 3/4 P x 3/4 P.....	10
Coupling (nuts included).....	3/4 P x 3/4 FPT Swivel.....	10
Male Pipe Adapter (nuts included).....	3/4 P x 13/4 MPT.....	10
Ballcock Adapter (nuts included).....	1/2 P x 3/4 FPT Swivel.....	10
Coupling (nuts included).....	3/4 P x 3/4 P.....	10

- 0164385\*

## Mixed Dealer Starter Kit

Each kit contains the following in a corrugated box:.....QTY

Elbow.....	1/2 P x 1/2 P.....	10
Drop Ear.....	1/2 P x 1/2 FPT.....	10
Swivel Elbow.....	1/2 P x 1/2 FPT.....	10
Tee.....	1/2 P x 1/2 P x 1/2 P.....	10
Tee.....	1/2 P x 1/2 P x 3/8 P.....	10
Coupling.....	1/2 P x 1/2 P.....	10
Female Adapter.....	1/2 P x 1/2 FPT.....	10
Male Adapter.....	1/2 P x 1/2 MPT.....	10
Coupling.....	3/4 P x 1/2 P.....	10
Swivel Straight.....	1/2 P x 1/2 FPT Sw.....	10
Elbow.....	3/4 P x 3/4 P.....	10
Tee.....	3/4 P x 1/2 P x 1/2 P.....	10
Tee.....	3/4 P x 3/4 P x 1/2 P.....	10
Tee.....	3/4 P x 3/4 P x 3/4 P.....	10
Coupling.....	3/4 P x 3/4 P.....	10
Ball Adapter.....	1/2 P x 3/4 BCT Sw.....	10
Straight Valve.....	1/2 P x 1/2 P.....	10
PB Adapter.....	3/4 P x 3/4 P.....	10
PEX Tubing.....	3/8" x 5'.....	10
PEX Tubing.....	1/2" x 5'.....	10
PEX Tubing.....	3/4" x 5'.....	10
PEX Tubing.....	1/2" x 100'.....	1
4 Drawer Bin.....	(263136).....	2
5 Drawer Bin.....	(263135).....	2
Header Card.....	.....	1

- 0164386\*

\* Tilt bins and Flair-It Display Poster available on page I-46

## Flair-It Display Poster

Four color sign explaining the Flair-It system is available at no cost!



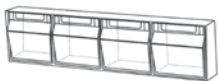
**0263137** Flair-It Display Poster  
Gondola above is not included in any of these kits. (Kits found on Page 45)

## Tilt Bins

These are the same bins shown above in the Flair-It display gondola

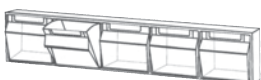
Transparent, tilt-out multi-purpose storage system:

- freestanding or wall-mountable
- bins are removable
- bin tags included
- two sizes available
- unique interlocking design lets you mix and match rows of 4- and 5-drawer bins



**0263136**

4 Drawers w/Tags



**0263135** 5 Drawers with Tags



Our SharkBite® Push-Fittings™ are the easiest way to join copper, CPVC, or PEX pipe in any combination. No soldering, clamps, unions or glue.



Stock #	Description
<b>0161500</b>	1/2X1/2 STRAIGHT COUPLING
<b>0161501</b>	3/4X3/4 STRAIGHT COUPLING
<b>0161502</b>	1/2X1/2 FNPT STRGHT CONNECTOR
<b>0161503</b>	3/4X3/4 FNPT STRGHT CONNECTOR
<b>0161504</b>	1/2X1/2 MNPT STRGHT CONNECTOR
<b>0161505</b>	3/4X3/4 MNPT STRGHT CONNECTOR
<b>0161506</b>	1/2X1/2 ELBOW
<b>0161507</b>	1/2X1/2X1/2 TEE
<b>0161508</b>	1/2 END STOP
<b>0161510</b>	DISCONNECT CLIP 3/4"
<b>0161511</b>	DISCONNECT CLIP 1/2"
<b>0161524</b>	DISCONNECT CLIP 3/8"
<b>0161512</b>	1/2X1/2 BALL VALVE
<b>0161513</b>	3/4X3/4 BALL VALVE
<b>0161514</b>	3/4X3/4 ELBOW
<b>0161515</b>	3/4X3/4X3/4 TEE
<b>0161516</b>	BITE 3/4X3/4X1/2 REDUCING TEE
<b>0161517</b>	1/2 X 3/4 FNPT CONNECTOR
<b>0161518</b>	1/2 X 3/4 MNPT CONNECTOR
<b>0161519</b>	3/4 X 1/2 REDUCING
<b>0161520</b>	3/4 X 1/2 ELBOW
<b>0321555</b>	3/4 HOSE VACUUM BREAKER
<b>0161521</b>	3/8 COUPLING
<b>0161522</b>	3/8 ELBOW
<b>0161523</b>	3/8 TEE
<b>0440012</b>	3/4 X 24" WTR HTR SUPPLY CONN

# Anderson Metals - Copper & Brass Fittings

## Flare Nuts, Long

0160322 3/8"  
0160333 1/2"  
0160344 5/8"




## Flare Sealing Caps

0160221  
0160232



## Swivel Flare Nut Couplings

0161921 3/8" FL x 3/8" FL  
0161932 1/2" FL x 1/2" FL



## Flare to 3/4" FHT

0162321



## Flare/Flare Unions

0160522 3/8"



## Flare/Flare Elbows

0161321 3/8"



## Heavy Forged Nuts

0168015 3/8"



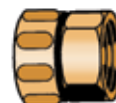
## Flare to FPT Elbows

0161235 1/2" FL x 3/4" FPT



## Swivel Connectors

0162751 0162752




## Flare/MPT Elbows

0161122 3/8" x 3/8"




## Flare Plug

0162407 3/8"



## Reducing Flare Union

0160631 1/2" x 3/8"; 25/Ctn.



## Male Adapter Insert

0161325 3/4"



## Close Nipple

0161367 3/4"

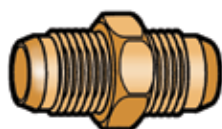


## Hex Nipple

0161326 3/4"




## Flare to MPT Couplings




0161022 3/8" FL x 3/8" MPT  
0161023 3/8" FL x 1/2" MPT  
0161024 3/8" FL x 3/4" MPT  
0162414 1/2" FL x 3/8" MPT  
0161036 1/2" FL x 1/2" MPT  
0161037 1/2" FL x 3/4" MPT

## Flare to FPT Couplings



0162203 5/8" FL x 3/4" FPT  
0160922 3/8" FL x 1/2" FPT  
0160923 3/8" FL x 3/4" FPT  
0160935 1/2" FL x 1/2" FPT  
0160936 1/2" FL x 3/4" FPT  
0160937 3/4" FL x 3/4" FPT

## Copper Tubing



0165121 3/8 OD, 50'  
0165132 1/2 OD, 50'  
0165133 5/8 OD, 50'